
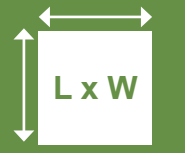








Warm Beach Camp & Conference Center ~ Meeting Room Capacity Chart

MEETING ROOMS	 SQ. FT.	 ROOM SIZE	 HEIGHT	 FELLOWSHIP	 THEATRE	 SEMINAR	 CLASSROOM	 BANQUET
Cascadian Lobby	900'	—	9' to 16'	80	80	75	32	—
Cedar Lodge Chapel	2650'	68' x 39'	9' to 15'	—	350	160	80	200
Cedar Lodge Dining Room	2800'	40' x 70'	9' to 15'	—	—	—	—	240
Chinook Longhouse	690'	23' x 30'	9' to 15'	—	140	—	—	—
Glacier Lobby	450'	28' x 16'	8' to 11'	30	30	24	16	—
Maple Center, Combined	3500'	—	9' to 25'	—	350	280	128	250
Maple Center, Main	2000'	50' x 40'	16' to 25'	—	190	140	64	150
Maple Center, East	750'	35' x 21.5'	9' to 15'	—	80	70	32	—
Maple Center, West	750'	35' x 21.5'	9' to 15'	—	80	70	32	—
Olympic View Lobbies	580	29.5' x 19.5'	9' to 16'	50	50	48	20	—
The Pines	750'	25' x 30'	9'	—	80	72	32	—
Program Center, Auditorium	7730'	84' x 92'	8' to 20'	—	850	750	270	400
Program Center, Room A	1100'	35' x 31'	9' to 12'	—	100	70	36	—
Program Center, Room B	1460'	47' x 31'	9' to 12'	—	150	100	48	—
Program Center, Room C	710'	23' x 31'	9' to 12'	—	50	40	24	—
W-Bar-B Barn	1490'	55' x 27'	12'	—	150	95	36	—
Whistler Lobby	380'	24' x 16'	8' to 11'	30	30	28	16	—